

ACTIVITIES FOR RHYMING

Phonological Awareness is the awareness of what sounds are and how they work together to make words. Skills include the ability to; rhyme, segment words into syllables and single sounds, and identify sounds within different positions within words. This is one of the key skills needed for successful reading and writing.

Rhyme is a sequence of words (poem or verse) where there is regular re-occurrence of similar sounds, especially end sounds in words (e.g. "The rain in Spain falls mainly on the plain").

Awareness of rhyme is important for the development of a child's sound awareness in words. A child that is able to recognise if words rhyme will be able use these familiar patterns to aid in spelling and reading (e.g. cat and bat both have an 'at' sound pattern).

All of the following activities can be made easier by using pictures or objects as cues and made harder where the child is required to think of responses without any cues or suggestions.

ACTIVITY 1: FISHING

1. Make a fishing rod out of a stick, string and a magnet (for the hook). Attach paper clips to the cards and place face up on the floor.
2. Ask your child to catch the pictures by using the magnetic fishing rod. Keep one word from each rhyming group (ie. words that have the same endings - eg. 'cat' and 'hat' both have an 'at' sound at the end). Encourage your child to catch all of the pictures that rhyme with one of the cards you have kept from the different rhyming groups. Do the same thing for the different rhyming groups.


ACTIVITY 2: MEMORY

1. Play the game MEMORY. Shuffle the cards. Place them face down on the table in 4 rows of 6 (i.e. 6 cards across and 4 cards down).
2. Take it in turns to turn over 2 cards. Say the name of each card as you turn it over. If the cards rhyme (i.e. Have the same ending), the person gets to keep the pair and gets another turn.
3. If the cards are different they are turned back over and the next person has a turn. The winner is the person with the most pairs at the end.

ACTIVITY 3: FEELY BAG

1. Put pairs of rhyming pictures in a **'feely' bag**.
2. You and your child take turns to pull out two cards.
3. If the two cards rhyme they keep the pair.
4. If the cards are different they are placed back in the bag and the next person has a turn.
5. The winner is the person with the most pairs at the end.

Rhyming Resource



duck



luck


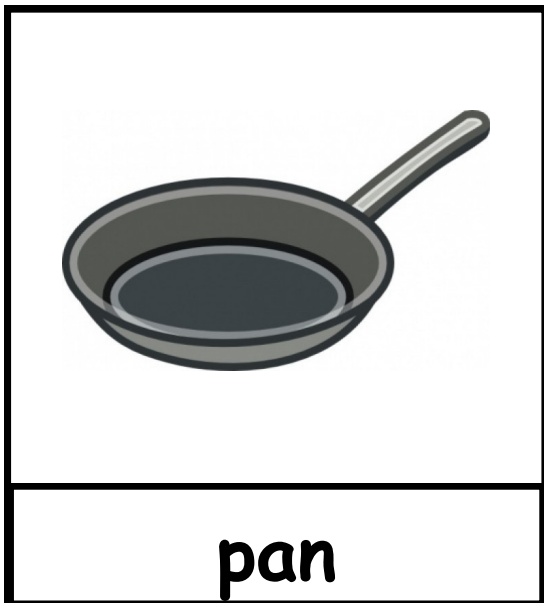




truck



suck

Rhyming Resource



Rhyming Resource




cat



rat

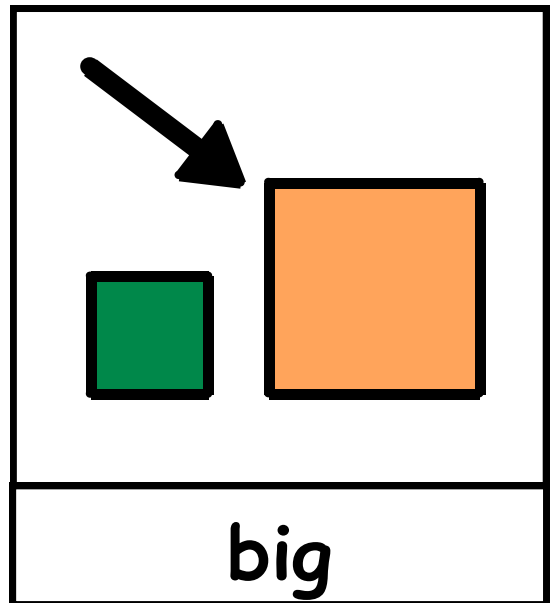



bat



hat

Rhyming Resource



Rhyming Resource

